

## **CO-ORDINATED ADMISSION ARRANGEMENTS FOR MID-TERM TRANSFERS 2026-27 ACADEMIC YEAR**

### **FOR:**

- List of Local Authority (LA) Controlled Community Schools see Appendix 1
- List of Own Admitting Authorities - Academies Participating in the LA's Co-ordinated arrangements see Appendix 2
- List of Own Admitting Authorities - Academies that conduct their own Co-ordinated arrangements see Appendix 3

## Contents

1. Introduction .....	2
2. Main obligations imposed by the regulations.....	3
3. Administration of the LA's Mid-Term Arrangements.....	3
4. 'Mid-Term Arrangements Timetable (for participating Schools) .....	5
Appendix 1: LIST OF MAINTAINED / COMMUNITY SCHOOLS FOLLOWING THIS MID-TERM CO-ORDINATED SCHEME.....	7
Appendix 2: LIST OF ACADEMIES PARTICIPATING IN THE LA'S MID-TERM CO-ORDINATED SCHEME.....	12
Appendix 3: ACADEMIES RUNNING THEIR OWN ARRANGEMENTS .....	19
ACADEMIES YET TO CONFIRM THEIR ARRANGEMENTS ..	<b>Error! Bookmark not defined.</b>

### 1. Definition

- For all maintained schools and for those academies that are participate in the Local Authority's (LA) co-ordinated mid-term arrangements (see appendix 1 and 2). Leicestershire's School Admissions Service will process mid-term transfers from the Autumn Term 2021 as explained in this document.
- For schools and academies in appendix 1 and 2, you can either apply on paper using the Local Authority's paper common application see page 6 or you can request a from by calling 0116 305 6684 (if you cannot print the form), or online at [Apply to move school](#).

### 2. Introduction

- 2.1. From September 2021 the School Admissions Code 2021 requires all LAs to host all schools' Mid-Term (In-Year) Arrangements (but not special schools) within its area. The purpose of this document is to establish mechanisms for ensuring, as far as reasonably practical, that every parent of a child living within the LA understands how to apply for a school that they wish their child to attend.
- 2.2. The duty to comply with parental preference is not affected by the co-ordinated Mid-Term admission arrangements, except where more than one school place could be offered. Nor do these arrangements affect the rights and duties of governing bodies of own admitting authorities (OAA) i.e. academies, that are participating in LA's arrangements as detail at appendix 2. Academies not participating in the LA's arrangements and instead have their own set of arrangements are listed at appendix 3. For these academies they will set and apply their own Mid-Term admission arrangements.
- 2.3. For all OAA schools that do not participate in the LA's co-ordinated scheme parents must apply directly to the school (see appendix 2). For maintained and OAAs participating in the LA's arrangement it will be the LA that will process the application form.

## Main obligations imposed by the regulations

School Admissions Code (September) 2021.

- 2.4. The common application form must allow parents to express a preference for at least 5 Schools, which may be for schools within or beyond their home local authority area, and the reasons for their preferences. The best way to apply for a school is through the LA's [online application form](#) (see appendices 1 and 2).
- 2.5. Local authorities and admission authorities in the area must exchange information on the availability of vacancies in order to process applications quickly and to make decisions within dates specified in these arrangements.
- 2.6. Offers of places will be made swiftly by the LA for schools and academies participating in these arrangements. Schools and academies participating in the LA's arrangements must not contact parents about the outcome of their application until after an offer has been made by the local authority.
- 2.7. Parents who cannot be offered one of their preferred schools must, if there are places available, be informed of where places exist at other local school(s) that participate in this co-ordinated scheme.
- 2.8. While there is no requirement to co-ordinate fully across borders, it is good practice for local authorities to eliminate multiple offers of places across borders and many local authorities already co-ordinate in this way. Regulations provide that where a place can potentially be offered at schools in two or more local authority areas, and the local authorities concerned agree, only one offer of a place is made. Where they do so, schemes must specify which local authority will make the offer of a single place. However, it is still possible that some parents who have applied for schools within their own local authority and elsewhere may receive an offer from each local authority.
- 2.9. The arrangements must continue to ensure that places which become available are reallocated effectively.

### **3. Administration of the LA's Mid-Term Arrangements**

NB<sup>1</sup> For all dates mentioned below, if the date is not a working/school day (depending on school holidays), then close of business is on the next working day applies.

- 3.1. Leicestershire's common mid-term co-ordinated admission application form invites those parents, resident in Leicestershire wishing to transfer part way through an academic year to name up to three preferred school(s) listed in appendix 1 and 2 only. The preferences parents make must name the school(s) in ranked order. Although parents rank their preferences, all preferences will be treated as equal by the LA when applying criteria. Ranking only applies when more than one school can be allocated as a means to decide which school should be offered, i.e. the parents highest ranking school will be offered.
- 3.2. Leicestershire residents who wish to apply for a school within the area of another local authority should apply direct to that LA using their processes. Non-Leicestershire residents who wish to apply for a place in Leicestershire should

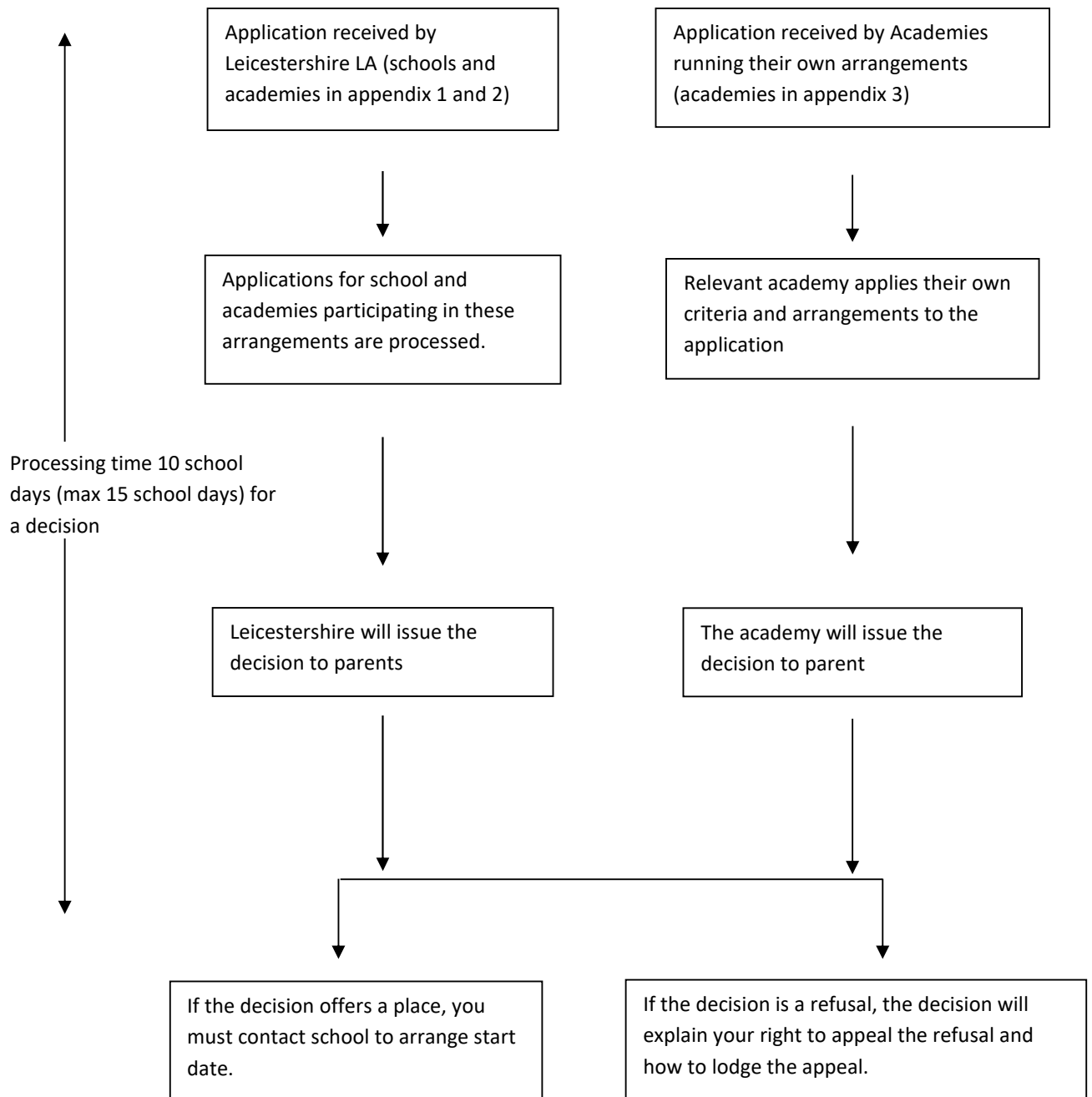
apply direct to Leicestershire if listed in appendix 1 and 2, or follow the processes detailed in all other appendices concerning applying to schools who intend to run their own arrangements.

- 3.3. VA, Academy, or Trust School that have their own arrangements in Leicestershire will need to keep the LA informed of applications and decisions. Any additional information (if required) will be requested directly by the LA. In addition, all academies are required (para 2.22) of the 2021 Code to communicate the availability of places to the LA (or parent if not participating in these arrangements) when requested (within 2 school days of the request). Once the admitting authority has made their decision, they will disclose their decision to the applicant and LA.
- 3.4. Leicestershire LA applies its own admissions criteria to requests for places to Leicestershire community, voluntary controlled schools and applies the individual academy's criteria if they participate in these arrangements.
- 3.5. Where a child qualifies for more than one offer of a place, the highest-ranking school expressed will be offered. If the application unsuccessful the parent will be informed of their right to appeal and to contact the LA about other schools that may have availability.
- 3.6. If Leicestershire is made aware that another LA will be making an offer of a place in a school which is higher up the parent's order of ranking than the school to be offered by Leicestershire LA, then Leicestershire LA will not make an offer for a place in a Leicestershire school.
- 3.7. If any Leicestershire child looks like remaining unplaced, Leicestershire considers how to place them in school within its area, having regard to any reasons expressed by the parent for their unsuccessful preferences.
- 3.8. For Year-7 applications received after 1 September 2025 and beyond (in the year of entry) these will be considered as mid-term applications. For schools where Leicestershire is the admitting authority and for those OAA academies participating in these arrangements it will maintain an oversubscription waiting list (OSL) for a minimum of the Autumn Term in the academic year of admission (until 31 December of each school in the year of admission), ranked in the same order as the published oversubscription criteria.
- 3.9. Mid-term applications for the current academic year will only be considered for a place up to the end of May. Applications received from 1<sup>st</sup> June will be processed for a place from the new academic year in the autumn term. Exceptions will children without a school place or those new to Leicestershire without a school place.

## 4. 'Mid-Term Arrangements Timetable (for participating Schools)

Notable timeframes identified below:

- Leicestershire will process all applications within 15 working or school days (depending on school holidays) from the date the application has been received by the LA for all schools participating in these arrangements.
- Leicestershire will offer places where possible on a daily basis by 4 pm, where this is not possible it will move to the next available offer date.
- Wherever possible Leicestershire will process an application within 15 working/school days (subject to Fair Access protocol).



OFFICE USE ONLY  
Date Received:

**COMMON ADMISSION APPLICATION  
FORM FOR IN YEAR ADMISSIONS**  
(Including applications to Voluntary Aided,  
Foundation, Trust, Academy and Free Schools)  
Leicestershire residents only



**It is very important that:**

- You read all guidance notes and visit [www.leicestershire.gov.uk/admissions](http://www.leicestershire.gov.uk/admissions) for further information or contact School Admissions on Tel 0116 305 2070
- You complete all sections – failure to do so may delay the processing of this form
- The person completing this form has legal responsibility for the child

**Section 1 - PUPIL DETAILS** (please make sure ALL details are correct and amend if not)

First Name: <input type="text"/>	Surname: <input type="text"/>
Male <input type="checkbox"/> Female <input type="checkbox"/> Date of Birth: <input type="text"/>	Tel No: <input type="text"/>
Address: <input type="text"/>	Mobile No: <input type="text"/>
	Email Address: <input type="text"/>
Postcode: <input type="text"/>	Current School: <input type="text"/>
	Preferred Start Date: <input type="text"/>
Parent/Guardian details:	
Mr/Mrs/Ms/Miss/Other: <input type="text"/>	Print Name: <input type="text"/>
Is the pupil looked after or previously looked after by a Local Authority? <input type="text"/>	
Please name the Authority: <input type="text"/>	

**Section 2 - SCHOOL PREFERENCES** (You must complete this section)

Our aim is to meet your first preference however there is no guarantee of a place even at your catchment area school. Therefore give consideration to making up to three school preferences, and to putting your catchment area school as one of your preferences. It is not necessary to name three schools unless you wish to do so.

1) First preference: <input type="text"/>
Reasons i.e. catchment school, siblings, serious medical, exceptional social/domestic needs (professional documentation required), attach separate sheet if needed. <input type="text"/>
2) Second preference: <input type="text"/>
Reasons i.e. catchment school, siblings, serious medical, exceptional social/domestic needs (professional documentation required), attach separate sheet if needed. <input type="text"/>
3) Third preference: <input type="text"/>
Reasons i.e. catchment school, siblings, serious medical, exceptional social/domestic needs (professional documentation required), attach separate sheet if needed. <input type="text"/>

**You can apply on-line at [www.leicestershire.gov.uk/admissions](http://www.leicestershire.gov.uk/admissions)**

**Section 3 - Additional Child/Family Information** (completing this section may help us to give a higher priority to your case.)

Does the child have a Statement or Education Health and Care Plan? Yes  No

If your child has mobility issues or is a wheelchair user and you wish to speak to an Admissions Officer about Partially Accessible or Pathway schools please contact Tel: 0116 305 2070.

Your relationship to the child:

Parent:  Carer:   
Mother  Guardian   
Father  Foster Carer   
Step-parent  Social Worker

If Social Worker or Lead Professional:  
(please give full contact details):

Does your child have a brother / sister already attending any of your preferred school(s) (Section 2)

YES  NO  If 'YES' please give full details below:

Name of Brother/Sister: Date of Birth: Year Group: Name of school they are attending:

1

Home Address if different to Section 1


Is the child new to Leicestershire? Yes  No  if yes, where from?

Please state your child's English language ability: Fluent  Intermediate  Beginner

What is your child's first language?

**Section 4 - DECLARATION**

I declare all the information I have provided is true. I also understand that any allegation of false or fraudulent information to gain a school place will result in the Council taking reasonable steps to ascertain the accuracy of the information. If the information is found to be false it may result in my child losing their place.

 Data Protection Act 1998. The information you supply will be held in a computer database which will be used by Leicestershire Local Authority and the other admissions authorities to which you are applying for a school place. The information will be used for the sole purpose of fulfilling the Local Authority's statutory and operational needs in the area of school allocations and associated matters.

Signature of Parent/Guardian:  Date:

**What to do next:**

- Check all completed sections and keep a copy of this form
- If you need any help, contact School Admissions. Tel: 0116 305 2070 from 8.30am to 5.00pm (4.30pm on Fridays).
- **RETURN** this form to: **SCHOOL ADMISSIONS  
LEICESTERSHIRE COUNTY COUNCIL,  
COUNTY HALL, GLENFIELD,  
LEICESTER LE3 8RF**

Or apply online @ [www.leicestershire.gov.uk/admissions](http://www.leicestershire.gov.uk/admissions)

Please refer to the Leicestershire County Council website or School Admissions for confirmation of the closing date. Applications received after the closing date will be treated as late.

## Appendix 1

### LIST OF MAINTAINED & VC SCHOOLS FOLLOWING THE LA'S MID-TERM CO-ORDINATED SCHEME TO APPLY USE THE LINK DIRECTLY BELOW:







[www.leicestershire.gov.uk/education-and-children/schools-colleges-and-academies/apply-for-a-school-place](http://www.leicestershire.gov.uk/education-and-children/schools-colleges-and-academies/apply-for-a-school-place)

DfE Number	Academy (school) Name	School Capacity Number	Admission Number / year group 2026/27	Website
2001	Anstey The Latimer School 	420	60	<a href="http://www.latimerprimary.co.uk">www.latimerprimary.co.uk</a>
3300	Appleby Magna C Of E Pri Sch 	157	22	<a href="http://www.sirjohnmoore.co.uk">www.sirjohnmoore.co.uk</a>
3212	Ashby-De-La-Zouch C Of E Pri Sch 	315	45	<a href="http://www.ashbyce.leics.sch.uk">www.ashbyce.leics.sch.uk</a>
2373	Ashby-De-La-Zouch Woodcote Pri Sch 	237	30	<a href="http://www.woodcoteprimary.com/">www.woodcoteprimary.com/</a>
2049	Barwell Infant School 	176	60	<a href="http://www.barwellinfantschool.co.uk">www.barwellinfantschool.co.uk</a>
3010	Belton Church Of England Pri Sch 	105	15	<a href="http://www.belton.leics.sch.uk">www.belton.leics.sch.uk</a>
3011	Billesdon Parochial Pri Sch 	100	15	<a href="http://www.billesdon.leics.sch.uk">www.billesdon.leics.sch.uk</a>
2115	Blaby Thistly Meadow Pri Sch 	420	60	<a href="http://www.thistlymeadow.net">www.thistlymeadow.net</a>
3016	Breedon St Hardulphs C Of E Prim. School 	105	15	<a href="http://www.st-hardulphs.leics.sch.uk">www.st-hardulphs.leics.sch.uk</a>
3017	Broughton Astley Orchard C Of E Primary 	210	30	<a href="http://www.orchardcofe.leics.sch.uk">www.orchardcofe.leics.sch.uk</a>
3018	Burbage Church Of England Infant School 	270	90	<a href="http://www.burbageinfants.org">www.burbageinfants.org</a>
2142	Burbage Junior School 	450	90	<a href="http://www.burbage-jun.leics.sch.uk">www.burbage-jun.leics.sch.uk</a>
2183	Burbage Sketchley Hill Pri Sch 	630	90	<a href="http://www.sketchleyhill.leics.sch.uk">www.sketchleyhill.leics.sch.uk</a>
2019	Burton-On-The-Wolds Pri Sch 	210	30	<a href="http://www.burton-on-the-wolds-school.org">www.burton-on-the-wolds-school.org</a>
3021	Castle Donington St Edwards C Of E Pri Sch <b>St. Edwards C of E Primary School</b>	207	30	<a href="http://www.stedwards-cd.leics.sch.uk">www.stedwards-cd.leics.sch.uk</a>
3022	Coalville All Saints C Of E Pri Sch 	315	45	<a href="http://www.allsaints-coalville.leics.sch.uk">www.allsaints-coalville.leics.sch.uk</a>
2020	Coalville Belvoirdale Pri Sch 	351	50	<a href="http://www.belvoirdale.org">www.belvoirdale.org</a>
2177	Coalville Warren Hills Pri Sch 	210	30	<a href="http://www.warrenhills.leics.sch.uk">www.warrenhills.leics.sch.uk</a>



DfE Number	Academy (school) Name	School Capacity Number	Admission Number / year group 2026/27	Website
2090	Congerstone Pri Sch 	177	28	<a href="http://www.congerstone.leics.sch.uk">www.congerstone.leics.sch.uk</a>
3024	Cossington C Of E Pri Sch 	105	15	<a href="http://www.cossingtonschool.org">www.cossingtonschool.org</a>
2003	Countesthorpe Greenfield Pri Sch 	630	90	<a href="http://greenfieldprimary.net">greenfieldprimary.net</a>
3029	Diseworth C Of E Pri Sch 	78	12	<a href="http://www.diseworthprimary.co.uk">www.diseworthprimary.co.uk</a>
2023	Ellistown Community Pri Sch 	243	30	<a href="http://www.ellistown.leics.sch.uk">www.ellistown.leics.sch.uk</a>
3034	Fleckney C Of E Pri Sch 	630	90	<a href="http://www.fleckney.leics.sch.uk">www.fleckney.leics.sch.uk</a>
2345	Glenfield The Hall School 	420	60	<a href="http://www.thehallprimary.com/">www.thehallprimary.com/</a>
3037	Great Glen St Cuthberts C Of E Pri Sch 	420	60	<a href="http://www.stcuthberts.leics.sch.uk">www.stcuthberts.leics.sch.uk</a>
2028	Griffydham Pri Sch 	105	15	<a href="http://www.griffydham.leics.sch.uk">www.griffydham.leics.sch.uk</a>
2123	Groby Elizabeth Woodville Pri Sch 	210	30	<a href="http://www.elizabethwoodvilleprimaryschool.co.uk">www.elizabethwoodvilleprimaryschool.co.uk</a>
2042	Groby Martinshaw Pri Sch 	262	30	<a href="http://www.martinshaw.leics.sch.uk">www.martinshaw.leics.sch.uk</a>
3107	Hallaton Church Of England Primary Sch. 	100	15	<a href="http://www.hallatonprimary.co.uk">www.hallatonprimary.co.uk</a>
3039	Harby Church Of England Pri Sch 	103	15	<a href="http://www.harbyprimary.org">www.harbyprimary.org</a>
3106	Hathern Church Of England Pri Sch 	210	30	<a href="http://www.hathernprimary.org">www.hathernprimary.org</a>
2043	Heather Pri Sch 	126	18	<a href="http://www.heather.leics.sch.uk">www.heather.leics.sch.uk</a>
2056	Hemington Pri Sch 	84	12	<a href="http://www.hemington.leics.sch.uk">www.hemington.leics.sch.uk</a>
3042	Hinckley St. Mary'S C Of E Pri Sch 	210	30	<a href="http://www.stmarys.leics.sch.uk">www.stmarys.leics.sch.uk</a>
2046	Hinckley Westfield Infant School 	270	90	<a href="http://www.westfield-inf.leics.sch.uk">www.westfield-inf.leics.sch.uk</a>
2045	Hinckley Westfield Junior School 	369	90	<a href="http://www.westfield-jun.leics.sch.uk">www.westfield-jun.leics.sch.uk</a>
3043	Hose Church Of England Pri Sch 	77	11	<a href="http://www.hoseprimaryschool.co.uk">www.hoseprimaryschool.co.uk</a>
2024	Hugglescote Community Pri Sch 	630	90	<a href="http://www.hugglescote.leics.sch.uk">www.hugglescote.leics.sch.uk</a>
2051	Ibstock Junior School 	355	90	<a href="http://www.ibstockjuniorschool.co.uk">www.ibstockjuniorschool.co.uk</a>

DfE Number	Academy (school) Name	School Capacity Number	Admission Number / year group 2026/27	Website
3047	Ibstock St Denys C Of E Infant School 	180	60	<a href="http://www.stdenysschool.com/">www.stdenysschool.com/</a>
2053	Kegworth Pri Sch 	315	45	<a href="http://www.kegworthprimary.org">www.kegworthprimary.org</a>
3307	Kilby St Marys C Of E Pri Sch 	119	17	<a href="http://www.kilby.leics.sch.uk">www.kilby.leics.sch.uk</a>
2068	Little Bowden School 	415	60	<a href="http://www.littlebowden.leics.sch.uk">www.littlebowden.leics.sch.uk</a>
3053	Long Clawson C Of E Pri Sch 	105	14	<a href="http://www.longclawson.leics.sch.uk">www.longclawson.leics.sch.uk</a>
3054	Long Whatton C Of E Pri Sch 	105	15	<a href="http://www.longwhattonschool.org">www.longwhattonschool.org</a>
2120	Loughborough Thorpe Acre Infant School 	150	50	<a href="http://www.tais.leics.sch.uk">www.tais.leics.sch.uk</a>
2116	Loughborough Thorpe Acre Junior School 	200	50	<a href="http://www.thorpeacrejuniorschool.co.uk">www.thorpeacrejuniorschool.co.uk</a>
2007	Moira Pri Sch 	210	30	<a href="http://www.moira.leics.sch.uk">www.moira.leics.sch.uk</a>
2026	New Swannington Pri Sch 	207	30	<a href="http://www.newswanningtonprimary.org.uk">www.newswanningtonprimary.org.uk</a>
3066	Newbold Church Of England Pri Sch 	70	10	<a href="http://www.newbold-cecp.leics.sch.uk">www.newbold-cecp.leics.sch.uk</a>
2078	Newbold Verdon Pri Sch 	210	30	<a href="http://www.newboldverdonprimarschool.co.uk">www.newboldverdonprimarschool.co.uk</a>
2097	Newton Burgoland Pri Sch 	77	14	<a href="http://www.newburland.leics.sch.uk">www.newburland.leics.sch.uk</a>
3068	Packington C Of E Pri Sch 	105	15	<a href="http://www.packington.leics.sch.uk">www.packington.leics.sch.uk</a>
3070	Quorn St Bartholomews C Of E Pri Sch 	420	60	<a href="http://www.st-bartholomews.leics.sch.uk">www.st-bartholomews.leics.sch.uk</a>
3080	Sheepy Magna C Of E Pri Sch 	105	15	<a href="http://www.sheepymagna.leics.sch.uk">www.sheepymagna.leics.sch.uk</a>
2137	Shepshed Oxley Pri Sch 	273	39	<a href="http://www.oxley-shepshed.leics.sch.uk">www.oxley-shepshed.leics.sch.uk</a>
3082	Shepshed St. Botolphs C Of E Pri Sch 	420	60	<a href="http://www.st-botolphs.leics.sch.uk">www.st-botolphs.leics.sch.uk</a>
2096	Stathern Pri Sch 	105	15	<a href="http://www.stathern.leics.sch.uk">www.stathern.leics.sch.uk</a>
3090	Swithland St Leonards C Of E Pri Sch 	105	15	<a href="http://www.st-leonards.leics.sch.uk">www.st-leonards.leics.sch.uk</a>
3320	Thurlaston C Of E Pri Sch 	102	16	<a href="http://www.thurlaston.leics.sch.uk">www.thurlaston.leics.sch.uk</a>
3101	Whitwick St John The Baptist C Of E Pri Sch 	419	60	<a href="http://www.whitwickce.leics.sch.uk">www.whitwickce.leics.sch.uk</a>

DfE Number	Academy (school) Name		School Capacity Number	Admission Number / year group 2026/27	Website
2193	Wigston Thythorn Field Com. Pri Sch		210	30	<a href="http://www.thythornfield.co.uk">www.thythornfield.co.uk</a>
2354	Wigston Water Leys Pri Sch		420	60	<a href="http://www.waterleysprimaryschool.co.uk">www.waterleysprimaryschool.co.uk</a>
3102	Witherley C Of E Pri Sch		105	15	<a href="http://www.witherley.leics.sch.uk">www.witherley.leics.sch.uk</a>
2025	Woodstone Community Pri Sch		210	30	<a href="http://www.woodstoneprimary.co.ukweb">www.woodstoneprimary.co.ukweb</a>
2104	Worthington School		84	12	<a href="http://www.worthington.leics.sch.uk">www.worthington.leics.sch.uk</a>
3104	Wymeswold C Of E Pri Sch		156	20	<a href="http://www.wymeswold.leics.sch.uk">www.wymeswold.leics.sch.uk</a>






















## Appendix 2:

### LIST OF PRIMARY ACADEMIES PARTICIPATING IN THE LA'S MID-TERM CO-ORDINATED SCHEME – FOR THESE SCHOOL YOU NEED APPLY VIA THE LA USING LINK BELOW TO CHANGE SCHOOL DURING TERM TIME:

[www.leicestershire.gov.uk/education-and-children/schools-colleges-and-academies/apply-for-a-school-place](http://www.leicestershire.gov.uk/education-and-children/schools-colleges-and-academies/apply-for-a-school-place)

DfE Number	Academy (school) Name	School Capacity Number	Admission Number / year group 2026/27	Website
2000	Ab Kettleby Community Pri Sch 	77	11	<a href="http://www.abkettleby.org">www.abkettleby.org</a>
2014	Anstey Woolden Hill Com Pr. Sch 	210	30	<a href="http://www.wooldenhillprimary.org.uk">www.wooldenhillprimary.org.uk</a>
2187	Asfordby Captains Close Pri Sch 	210	30	<a href="http://www.captains-close.leics.sch.uk">www.captains-close.leics.sch.uk</a>
2004	Asfordby Hill Pri Sch 	189	27	<a href="http://www.Asfordbyhill.leics.sch.uk">www.Asfordbyhill.leics.sch.uk</a>
2041	Ashby Hastings Pri Sch 	210	30	<a href="http://www.ashbyhastingsprimary.co.uk">www.ashbyhastingsprimary.co.uk</a>
2321	Ashby Hill Top Pri Sch 	315	45	<a href="http://www.Ashbyhilltop.leics.sch.uk">www.Ashbyhilltop.leics.sch.uk</a>
2167	Ashby-De-La-Zouch Willesley Pri Sch 	420	60	<a href="http://www.Ashbywillesley.org.uk">www.Ashbywillesley.org.uk</a>
3006	Barkby The Pochin Sch 	140	20	<a href="http://www.pochin.bepschools.org">www.pochin.bepschools.org</a>
3008	Barrow Hall Orchard C Of E Pri Sch 	630	90	<a href="http://www.Hall-Orchard.leics.sch.uk">www.Hall-Orchard.leics.sch.uk</a>
3009	Barwell Church Of England Academy 	270	67	<a href="http://www.Barwellceacademy.co.uk">www.Barwellceacademy.co.uk</a>
2180	Barwell Newlands Community Pri Sch 	420	60	<a href="http://www.newlands.leics.sch.uk">www.newlands.leics.sch.uk</a>
2030	Birstall Hallam Fields New Pri Sch 	210	30	<a href="http://www.Hallamfields.org.uk">www.Hallamfields.org.uk</a>
2367	Birstall Highcliffe Pri Sch 	420	60	<a href="http://www.Highcliffeacademy.org.uk">www.Highcliffeacademy.org.uk</a>
2368	Birstall Riverside Community Pri Sch 	420	60	<a href="http://www.Riversideacademy.org.uk">www.Riversideacademy.org.uk</a>
2181	Braunstone Kingsway Pri Sch 	315	45	<a href="http://www.Kingsway.org.uk">www.Kingsway.org.uk</a>
2005	Braunstone Millfield Lead Academy 	420	60	<a href="http://www.Millfieldacademy.co.uk">www.Millfieldacademy.co.uk</a>
2375	Braunstone Ravenhurst Pri Sch 	420	60	<a href="http://www.ravenhurst.leics.sch.uk">www.ravenhurst.leics.sch.uk</a>
2016	Bringhurst Pri Sch 	182	26	<a href="http://www.Bringhurstprimary.co.uk">www.Bringhurstprimary.co.uk</a>
2383	Broughton Astley Hallbrook Pri Sch 	210	30	<a href="http://www.Hallbrook.leics.sch.uk">www.Hallbrook.leics.sch.uk</a>

DfE Number	Academy (school) Name	School Capacity Number	Admission Number / year group 2026/27	Website
2330	Broughton Old Mill Pri Sch 	420	60	<a href="http://www.oldmillprimary.co.uk/">www.oldmillprimary.co.uk/</a>
2050	Buckminster Pri Sch 	105	15	<a href="http://www.buckminster.leics.sch.uk">www.buckminster.leics.sch.uk</a>
2047	Castle Donington Foxbridge Pri Sch 	210	30	<a href="https://www.facebook.com/Foxbridgeprimaryschool">www.facebook.com/Foxbridgeprimaryschool</a>
2178	Castle Donington Orchard Pri Sch 	315	45	<a href="http://www.orchardprimary.org">www.orchardprimary.org</a>
2360	Coalville Broom Leys Sch 	630	90	<a href="http://www.Broom-Leys.leics.sch.uk">www.Broom-Leys.leics.sch.uk</a>
0101 (temp #)	Coalville Greenstone Pri Sch 	210	30	<a href="http://www.greenstone.org.uk/">www.greenstone.org.uk/</a>
3348	Coalville St Clares Catholic Pri Sch 	210	30	<a href="http://www.St-Clares.leics.sch.uk">www.St-Clares.leics.sch.uk</a>
2029	Cosby Pri Sch 	315	45	<a href="http://www.Cosby.School">www.Cosby.School</a>
3027	Croft Church Of England Pri Sch 	175	25	<a href="http://www.croftprimaryschool.co.uk">www.croftprimaryschool.co.uk</a>
2032	Desford Community Pri Sch 	420	60	<a href="http://www.desford.leics.sch.uk">www.desford.leics.sch.uk</a>
2082	Donisthorpe Pri Sch 	210	30	<a href="http://www.donisthorpeprimary.org">www.donisthorpeprimary.org</a>
3335	Earl Shilton St Peter'S Catholic Prim Sch 	210	30	<a href="http://www.Stpetersprimary.org">www.Stpetersprimary.org</a>
3213	Earl Shilton Townlands Pri Sch 	210	30	<a href="http://www.Townlandsprimary.org">www.Townlandsprimary.org</a>
2168	East Goscote Broomfield Com Pri Sch 	210	30	<a href="http://www.broomfield.bepschools.org">www.broomfield.bepschools.org</a>
2141	Enderby Danemill Pri Sch 	315	45	<a href="http://www.Danemill.com">www.Danemill.com</a>
2036	Foxton Pri Sch 	105	15	<a href="http://www.foxton.leics.sch.uk">www.foxton.leics.sch.uk</a>
2037	Gaddesby Pri Sch 	210	30	<a href="http://www.gaddesby.bepschools.org">www.gaddesby.bepschools.org</a>
2322	Glen Parva Glen Hills Pri Sch 	518	74	<a href="http://www.Glenhillsprimary.co.uk">www.Glenhillsprimary.co.uk</a>
2012	Glenfield Pri Sch 	420	60	<a href="http://www.glenfield.leics.sch.uk">www.glenfield.leics.sch.uk</a>
2018	Great Dalby Sch 	140	20	<a href="http://www.greatdalby.bepschools.org">www.greatdalby.bepschools.org</a>
2376	Groby Lady Jane Grey Pri Sch 	210	30	<a href="http://www.Ladyjanegreyprimary.org.uk">www.Ladyjanegreyprimary.org.uk</a>
2162	Hinckley Battling Brook Pri Sch 	420	59	<a href="http://www.Bbrook.leics.sch.uk">www.Bbrook.leics.sch.uk</a>
2048	Hinckley Hollycroft Pri Sch 	210	30	<a href="http://www.hollycroft.leics.sch.uk/contact-us">www.hollycroft.leics.sch.uk/contact-us</a>

DfE Number	Academy (school) Name	School Capacity Number	Admission Number / year group 2026/27	Website
2044	Hinckley Parks Pri Sch 	630	90	<a href="http://www.Hinckleyparksprimaryschool.uk">www.Hinckleyparksprimaryschool.uk</a>
2351	Hinckley Richmond Pri Sch 	420	60	<a href="http://www.Richmond.leics.sch.uk">www.Richmond.leics.sch.uk</a>
3336	Hinckley St.Peter'S Catholic Pri Sch 	210	30	<a href="http://www.Stpetershinckley.Net">www.Stpetershinckley.Net</a>
2173	Huncote Pri Sch 	196	28	<a href="http://www.Huncoteprimary.org">www.Huncoteprimary.org</a>
3048	Kibworth C Of E Pri Sch 	630	90	<a href="http://kibworthprimary.org.uk">kibworthprimary.org.uk</a>
2027	Leicester Forest East Fossebrook Pri Sch 	210	30	<a href="http://www.fossebrook.org.uk">www.fossebrook.org.uk</a>
2146	Leicester Forest East Stafford Leys Pri Sch 	630	90	<a href="http://www.staffordleys.bepschools.org">www.staffordleys.bepschools.org</a>
2008	Loughborough Beacon Academy 	420	60	<a href="http://sites.google.com/a/aetinet.org/beacon-academy">sites.google.com/a/aetinet.org/beacon-academy</a>
2165	Loughborough Booth Wood Pri Sch 	210	30	<a href="http://www.boothwood.leics.sch.uk">www.boothwood.leics.sch.uk</a>
2374	Loughborough Cobden Pri Sch 	420	60	<a href="http://www.Cobden.leics.sch.uk">www.Cobden.leics.sch.uk</a>
2331	Loughborough Holywell Pri Sch 	420	60	<a href="http://www.Holywell.leics.sch.uk">www.Holywell.leics.sch.uk</a>
2194	Loughborough Mountfields Lodge Sch 	420	60	<a href="http://www.Mountfieldslodge.leics.sch.uk">www.Mountfieldslodge.leics.sch.uk</a>
2169	Loughborough Outwoods Edge Pri Sch 	420	60	<a href="http://www.Outwoodsedge.leics.sch.uk">www.Outwoodsedge.leics.sch.uk</a>
2062	Loughborough Rendell Pri Sch 	420	60	<a href="http://www.rendellps.leics.sch.uk">www.rendellps.leics.sch.uk</a>
2192	Loughborough Robert Bakewell Pri Sch 	420	60	<a href="http://www.Robertbakewellprimary.com">www.Robertbakewellprimary.com</a>
3341	Loughborough Sacred Heart Catholic Pri Sch 	210	30	<a href="http://www.Sacredheart.leicester.sch.uk">www.Sacredheart.leicester.sch.uk</a>
3433	Loughborough St.Marys Catholic Pri Sch 	210	30	<a href="http://www.Stmarysloughborough.org.uk">www.Stmarysloughborough.org.uk</a>
2382	Loughborough Stonebow Pri Sch 	210	30	<a href="http://www.Stonebow.leics.sch.uk">www.Stonebow.leics.sch.uk</a>
3209	Lutterworth Sherrier C Of E Pri Sch 	420	60	<a href="http://www.Sherrierprimaryschool.co.uk">www.Sherrierprimaryschool.co.uk</a>
2052	Market Harboro Wellington Place Pri Academy 	210	30	<a href="http://www.wellingtonplaceprimary.co.uk/">www.wellingtonplaceprimary.co.uk/</a>
2176	Market Harborough Farndon Fields Pri Sch 	315	45	<a href="http://www.Farndonfields.org">www.Farndonfields.org</a>
2069	Markfield Mercenfeld Pri Sch 	210	30	<a href="http://www.mercenfeld.bepschools.org">www.mercenfeld.bepschools.org</a>
3338	Measham St Charles Catholic Pri Sch	150	17	<a href="http://www.st-charles.leics.sch.uk/">www.st-charles.leics.sch.uk/</a>

DfE Number	Academy (school) Name 	School Capacity Number	Admission Number / year group 2026/27	Website
2072	Melton Mowbray Brownlow Sch 	630	90	<a href="http://www.Brownlowprimary.org">www.Brownlowprimary.org</a>
2035	Melton Mowbray Sherard Pri Sch 	420	60	<a href="http://www.sherardschool.org">www.sherardschool.org</a>
3342	Melton St Francis Catholic Pri Sch 	210	30	<a href="http://st-francis.leics.sch.uk">st-francis.leics.sch.uk</a>
2185	Melton Swallowdale Pri Sch 	420	60	<a href="http://www.swallowdale.bepschools.org">www.swallowdale.bepschools.org</a>
2073	Melton The Grove Pri Sch 	266	38	<a href="http://www.Groveprimaryschool.org">www.Groveprimaryschool.org</a>
2021	Mountsorrel Christ Church & St Peters C Of E Pri Sch 	436	58	<a href="http://www.mountsorrelschool.org.uk/">www.mountsorrelschool.org.uk/</a>
2334	Nailstone Dove Bank Pri Sch 	210	30	<a href="http://www.dovebankprimary.co.uk">www.dovebankprimary.co.uk</a>
2076	Narborough Greystoke Pri Sch 	315	45	<a href="http://greystoke.leics.sch.uk">greystoke.leics.sch.uk</a>
2380	Narborough The Pastures Pri Sch 	314	45	<a href="http://www.Pasturesprimary.com">www.Pasturesprimary.com</a>
2039	New Lubbethorpe Pri Sch 	420	60	<a href="http://www.Newlubbethorpe.leics.sch.uk">www.Newlubbethorpe.leics.sch.uk</a>
2079	Newtown Linford Pri Sch 	119	17	<a href="http://www.newtown.bepschools.org">www.newtown.bepschools.org</a>
2333	Oadby Brocks Hill Pri Sch 	420	60	<a href="http://www.Brockshill.org.uk">www.Brockshill.org.uk</a>
2189	Oadby Brookside Sch 	420	60	<a href="http://www.Brookside.leics.sch.uk">www.Brookside.leics.sch.uk</a>
2338	Oadby Langmoor Pri Sch 	210	30	<a href="http://www.Langmoor.leics.sch.uk">www.Langmoor.leics.sch.uk</a>
2357	Oadby Launde Pri Sch 	630	90	<a href="http://www.Launde.leics.sch.uk">www.Launde.leics.sch.uk</a>
2384	Oadby Woodland Grange Pri Sch 	420	60	<a href="http://www.Woodlandwideweb.org.uk">www.Woodlandwideweb.org.uk</a>
3067	Old Dalby C Of E Pri Sch 	210	30	<a href="http://www.Olddalbyschool.org.uk">www.Olddalbyschool.org.uk</a>
2085	Ratby Pri Sch 	420	60	<a href="http://www.ratby.bepschools.org">www.ratby.bepschools.org</a>
3074	Rothley Church Of England Pri Sch 	600	90	<a href="http://www.Rothley.leics.sch.uk">www.Rothley.leics.sch.uk</a>
2088	Seagrave Village Pri Sch 	105	15	<a href="http://www.seagrave.bepschools.org">www.seagrave.bepschools.org</a>
2092	Shepshed Newcroft Pri Academy 	420	60	<a href="http://www.Newcroftprimaryacademy.co.uk">www.Newcroftprimaryacademy.co.uk</a>
3339	Shepshed St Winefrides Catholic Pri Sch 	210	30	<a href="http://www.Winefrides-Rc.leics.sch.uk">www.Winefrides-Rc.leics.sch.uk</a>
2040	Siteby Highgate Community Pri Sch 	315	45	<a href="http://www.highgate.bepschools.org">www.highgate.bepschools.org</a>

DfE Number	Academy (school) Name	School Capacity Number	Admission Number / year group 2026/27	Website
2326	Sileby Redlands Community Pri Sch 	315	45	<a href="http://www.Redlands.org.uk">www.Redlands.org.uk</a>
2094	Somerby Pri Sch 	49	7	<a href="http://www.Somerby.org.uk">www.Somerby.org.uk</a>
2158	South Wigston Fairfield Pri Sch 	210	30	<a href="http://www.fairfieldcpschool.co.uk/">www.fairfieldcpschool.co.uk/</a>
2355	South Wigston Parkland Pri Sch 	420	60	<a href="http://www.parklandprimary.co.uk">www.parklandprimary.co.uk</a>
2070	Stanton Under Bardon Com Pri Sch 	119	17	<a href="http://www.Stanton-U-B.leics.sch.uk">www.Stanton-U-B.leics.sch.uk</a>
3087	Stoney Stanton Manorfield C Of E Pri Sch 	420	60	<a href="http://www.Manorfield.leics.sch.uk">www.Manorfield.leics.sch.uk</a>
2161	Syston The Merton Pri Sch 	420	60	<a href="http://www.merton.bepschools.org">www.merton.bepschools.org</a>
2009	Thornton Pri Sch 	140	20	<a href="http://www.Thornton.leics.sch.uk">www.Thornton.leics.sch.uk</a>
2164	Thringstone Pri Sch 	210	30	<a href="http://www.Thringstone.leics.sch.uk">www.Thringstone.leics.sch.uk</a>
3345	Thurmaston Bishop Ellis Catholic Pri 	210	30	<a href="http://www.bishopellis.leics.sch.uk">www.bishopellis.leics.sch.uk</a>
2110	Thurmaston Church Hill Infant Sch 	180	60	<a href="http://www.churchhillinfants.bepschools.org">www.churchhillinfants.bepschools.org</a>
2157	Thurmaston Eastfield Pri Sch 	420	60	<a href="http://www.eastfield.bepschools.org">www.eastfield.bepschools.org</a>
2149	Thurnby Fernvale Pri Sch 	420	60	<a href="http://www.fernvale.leics.sch.uk">www.fernvale.leics.sch.uk</a>
2170	Whetstone Badgerbrook Pri Sch 	420	60	<a href="http://www.badgerbrook.org.uk">www.badgerbrook.org.uk</a>
3321	Whetstone St Peters C Of E Pri Sch 	266	30	<a href="http://www.Stpeterswhetstone.co.uk">www.Stpeterswhetstone.co.uk</a>
3340	Whitwick Holy Cross Sch: A Catholic Vol Academy 	210	30	<a href="http://www.Holycrosswhitwick.co.uk">www.Holycrosswhitwick.co.uk</a>
2138	Wigston Glenmere Pri Sch 	210	30	<a href="http://www.Glenmere.leics.sch.uk">www.Glenmere.leics.sch.uk</a>
2369	Wigston Little Hill Pri Sch 	420	60	<a href="http://www.Littlehill.leics.sch.uk">www.Littlehill.leics.sch.uk</a>
3343	Wigston St John Fisher Catholic Voluntary Academy 	210	30	<a href="http://www.Stjohnfisher-Wigston.leics.sch.uk">www.Stjohnfisher-Wigston.leics.sch.uk</a>
2190	Wigston The Meadow Comm Pri Sch 	420	60	<a href="http://www.meadowprimaryschool.co.uk">www.meadowprimaryschool.co.uk</a>



**LIST OF SECONDARY ACADEMIES PARTICIPATING IN THE LA'S MID-TERM CO-ORDINATED SCHEME – FOR THESE SCHOOL YOU NEED APPLY VIA THE LA USING THE LINK BELOW TO CHANGE SCHOOL DURING TERM TIME:**

[www.leicestershire.gov.uk/education-and-children/schools-colleges-and-academies/apply-for-a-school-place](http://www.leicestershire.gov.uk/education-and-children/schools-colleges-and-academies/apply-for-a-school-place)

DfE Number	Academy (school) Name	School Capacity Number	Admission Number / year group 2026/27	Website
4032	Anstey Martin High School Academy 	900	180	<a href="http://www.martinhigh.org.uk/">www.martinhigh.org.uk/</a>
4028	Ashby Ivanhoe High 	875	175	<a href="http://www.ivanhoe.co.uk/">www.ivanhoe.co.uk/</a>
4042	Ashby School 	1810	222	<a href="http://www.ashbyschool.org.uk/">www.ashbyschool.org.uk/</a>
4000	Barrow Humphrey Perkins School 	900	180	<a href="http://www.humphreyperkins.org.uk/">www.humphreyperkins.org.uk/</a>
4029	Birstall Cedars Academy 	1289	190	<a href="http://www.thecedarsacademy.org.uk/">www.thecedarsacademy.org.uk/</a>
4036	Bottesford The Priory Belvoir Academy 	650	130	<a href="http://www.prioryacademy.co.uk/">www.prioryacademy.co.uk/</a>
4023	Braunstone The Winstanley School 	615	120	<a href="http://www.winstanleyschool.org.uk/">www.winstanleyschool.org.uk/</a>
4057	Broughton Astley Thomas Estley 	900	180	<a href="http://www.thomasestley.org.uk/">www.thomasestley.org.uk/</a>
4031	Castle Donington College 	750	150	<a href="http://www.cdcollege.uk/">www.cdcollege.uk/</a>
4035	Coalville Castle Rock High 	1500	250	<a href="http://www.castlerock.org.uk/">www.castlerock.org.uk/</a>
4007	Coalville Newbridge High 	900	180	<a href="http://www.newbridge.org.uk/">www.newbridge.org.uk/</a>
4027	Countesthorpe Academy 	1120	224	<a href="http://www.clcc.college/">www.clcc.college/</a>
4048	Desford Bosworth Academy 	1651	250	<a href="http://www.bosworthacademy.org.uk/">www.bosworthacademy.org.uk/</a>
4011	Earl Shilton Heath Lane Academy 	800	150	<a href="http://www.heathlaneacademy.org.uk/">www.heathlaneacademy.org.uk/</a>
4051	Groby Brookvale Learning Campus 	1574	240	<a href="http://www.brookvalegroby.com/">www.brookvalegroby.com/</a>
4040	Hinckley The Hinckley School 	900	180	<a href="http://www.thehinckleyschool.co.uk/">www.thehinckleyschool.co.uk/</a>
4012	Ibstock Community College 	725	145	<a href="http://www.ibstockschool.co.uk/">www.ibstockschool.co.uk/</a>
4055	Kibworth Mead Academy 	900	180	<a href="http://www.kibworth-tmet.uk/">www.kibworth-tmet.uk/</a>












DfE Number	Academy (school) Name		School Capacity Number	Admission Number / year group 2026/27	Website
4021	Loughborough Charnwood College		840	120	<a href="http://www.charnwoodcollege.org/">www.charnwoodcollege.org/</a>
4601	Loughborough De Lisle Catholic		1360	220	<a href="http://www.delisle.org.uk/">www.delisle.org.uk/</a>
4014	Loughborough Limehurst Academy		600	130	<a href="http://www.limehurst.org.uk/home">www.limehurst.org.uk/home</a>
4503	Lutterworth College		1800	240	<a href="http://www.lutterworthcollege.com/">www.lutterworthcollege.com/</a>
4015	Lutterworth High School		875	175	<a href="http://www.lutterworthhigh.co.uk/">www.lutterworthhigh.co.uk/</a>
4003	Market Harborough The Robert Smyth Academy		1330	210	<a href="http://www.robertsmyth.tgacademy.org.uk/">www.robertsmyth.tgacademy.org.uk/</a>
4017	Market Harborough Welland Park Academy		1050	210	<a href="http://www.wellandparkacademy.co.uk/">www.wellandparkacademy.co.uk/</a>
4018	Markfield South Charnwood High School		870	174	<a href="http://www.southcharnwood.leics.sch.uk/">www.southcharnwood.leics.sch.uk/</a>
4044	Melton John Ferneley College		1200	240	<a href="http://www.johnferneley.org/">www.johnferneley.org/</a>
5400	Melton Long Field Academy		900	180	<a href="http://www.longfieldspencer.org.uk/">www.longfieldspencer.org.uk/</a>
4041	Oadby Gartree High		925	185	<a href="http://www.gartree.leics.sch.uk/">www.gartree.leics.sch.uk/</a>
4043	Oadby Manor High		930	210	<a href="http://www.manorhigh.leics.sch.uk/">www.manorhigh.leics.sch.uk/</a>
4045	Oadby The Beauchamp College		2454	315	<a href="http://www.beauchamp.org.uk">www.beauchamp.org.uk</a>
4505	Quorn Rawlins Academy		1522	240	<a href="http://www.rawlins.embracemat.org/">www.rawlins.embracemat.org/</a>
4056	Shepshed Iveshead School		1400	240	<a href="http://www.ivesheadschoool.org/">www.ivesheadschoool.org/</a>
5402	South Wigston High School Academy		900	180	<a href="http://www.southwigston.leics.sch.uk/">www.southwigston.leics.sch.uk/</a>
4602	Stoke Golding St. Martins Vol Catholic Academy		580	140	<a href="http://www.saint-martins.net/">www.saint-martins.net/</a>
4049	Syston Wreake Valley Academy		1333	210	<a href="http://www.wreake.bepschools.org/">www.wreake.bepschools.org/</a>
4022	Thurmaston The Roundhill Academy		750	150	<a href="http://www.roundhill.bepschools.org/">www.roundhill.bepschools.org/</a>
5403	Wigston Academy		1560	260	<a href="http://www.wigstonacademy.org/">www.wigstonacademy.org/</a>

## Appendix 3:

# PRIMARY ACADEMIES RUNNING THEIR OWN ARRANGEMENTS THAT YOU MUST APPLY TO DIRECTLY:













Inspiring Primaries Academy Trust – Mid-Term Arrangements 2026/27






DfE Number	Academy (school) Name	School Capacity Number	Admission Number / year group 2026/27	Website	Tel Number
3314	Sapcote All Saints C Of E Pri Sch 	420	60	<a href="http://www.allsaintssapcote.com/">www.allsaintssapcote.com/</a> Email: <a href="mailto:allsaints@ipat.uk">allsaints@ipat.uk</a>	01455 272973
2034	Dunton Bassett Pri Sch 	105	15	<a href="http://www.duntonbassett.leics.sch.uk/">www.duntonbassett.leics.sch.uk/</a> Email: <a href="mailto:schooloffice@duntonbassett.leics.sch.uk">schooloffice@duntonbassett.leics.sch.uk</a>	01455 209557
3078	Sharnford C Of E Pri Sch 	105	15	<a href="http://www.sharnfordprimaryschool.com/">www.sharnfordprimaryschool.com/</a> Email: <a href="mailto:sharnford@ipat.uk">sharnford@ipat.uk</a>	01455 272456
2166	Lutterworth John Wycliffe Pri Sch 	420	60	<a href="http://www.johnwycliffeprimaryschool.co.uk/">www.johnwycliffeprimaryschool.co.uk/</a> Email: <a href="mailto:schooloffice@jwps.uk">schooloffice@jwps.uk</a>	01455 553135
3325	Gilmorton Chandler C Of E Pri Sch 	210	30	<a href="http://www.gilmortonchandler.leics.sch.uk/">www.gilmortonchandler.leics.sch.uk/</a> Email: <a href="mailto:office@gilmortonchandler.leics.sch.uk">office@gilmortonchandler.leics.sch.uk</a>	01455 552343
3098	Ullesthorpe C Of E Pri Sch 	105	15	<a href="http://www.ullesthorpe.leics.sch.uk/">www.ullesthorpe.leics.sch.uk/</a> Email: <a href="mailto:ullesthorpe@ipat.uk">ullesthorpe@ipat.uk</a>	01455 209926
3052	Claybrooke Pri Sch 	105	15	<a href="http://www.claybrooke.leics.sch.uk/">www.claybrooke.leics.sch.uk/</a> Email: <a href="mailto:office@claybrooke.leics.sch.uk">office@claybrooke.leics.sch.uk</a>	01455 209238
3319	Stoke Golding St Margarets C Of E Pri Sch 	210	30	<a href="http://www.stmargarets-leics.co.uk/">www.stmargarets-leics.co.uk/</a> Email: <a href="mailto:office.sm@ipat">office.sm@ipat</a>	01455 212393
3302	Bitteswell St Marys C Of E Pri Sch 	105	15	<a href="http://www.stmarysbitteswell.uk/admissions/">www.stmarysbitteswell.uk/admissions/</a> Email: <a href="mailto:office@stmarysbitteswell.co.uk">office@stmarysbitteswell.co.uk</a>	01455 552818
3000	Arnesby C Of E Pri Sch 	70	10	<a href="http://www.arnesby.embracemat.org/">www.arnesby.embracemat.org/</a> Email: <a href="mailto:office@arnesby.embracemat.org">office@arnesby.embracemat.org</a>	0116 2478563
3329	Swinford C Of E Pri Sch 	105	15	<a href="http://www.swinford.leics.sch.uk">www.swinford.leics.sch.uk</a> Email: <a href="mailto:admin@swinford.embracemat.org">admin@swinford.embracemat.org</a>	01788 860404

## Learn AT Trust of SCHOOLS: Learn-AT Learning ~ Fellowship

DfE Number	Academy (school) Name	School Capacity Number	Admission Number / year group 2026/27	Website	Tel Number
3331	Wigston All Saints C Of E Pri Sch 	210	30	<a href="http://www.Allsaintscofe.leics.sch.uk">www.Allsaintscofe.leics.sch.uk</a> Email: <a href="mailto:office@aps.learnat.uk">office@aps.learnat.uk</a>	0116 288 0013
2038	Blaby Stokes C Of E Pri Sch 	210	30	<a href="http://www.BlabyStokes.co.uk">www.BlabyStokes.co.uk</a> Email: <a href="mailto:office@bsp.learnat.uk">office@bsp.learnat.uk</a>	0116 277 2082
3014	Bottesford C Of E Pri Sch 	210	30	<a href="http://www.bottesfordprimary.co.uk">www.bottesfordprimary.co.uk</a> Email: <a href="mailto:office@bot.learnat.uk">office@bot.learnat.uk</a>	01949 842224
3332	Church Langton C Of E Pri Sch 	210	30	<a href="http://www.ChurchLangton.leics.sch.uk">www.ChurchLangton.leics.sch.uk</a> Email: <a href="mailto:office@clp.learnat.uk">office@clp.learnat.uk</a>	01858 545237






DfE Number	Academy (school) Name	School Capacity Number	Admission Number / year group 2026/27	Website	Tel Number
3059	Great Bowden Academy 	157	20	<a href="http://www.Greatbowden.leics.sch.uk">www.Greatbowden.leics.sch.uk</a> Email: <a href="mailto:office@gba.learnat.uk">office@gba.learnat.uk</a>	01858 463216
3044	Houghton On The Hill C Of E Pri Sch 	210	30	<a href="http://www.Houghton.leics.sch.uk">www.Houghton.leics.sch.uk</a> Email: <a href="mailto:office@hhs.learnat.uk">office@hhs.learnat.uk</a>	0116 2412465
3046	Husbands Bosworth C Of E Pri Sch 	105	15	<a href="http://www.Husbandsbosworth.leics.sch.uk">www.Husbandsbosworth.leics.sch.uk</a> Email - <a href="mailto:office@hbs.learnat.uk">office@hbs.learnat.uk</a>	01858 880212
3056	Lubenham All Saints C Of E Pri Sch 	105	15	<a href="http://www.Lubenham.leics.sch.uk">www.Lubenham.leics.sch.uk</a> Email: <a href="mailto:office@laburnumprimary.co.uk">office@laburnumprimary.co.uk</a>	01767 680 691
3058	Market Harborough C Of E Academy 	415	60	<a href="http://www.Marketharboroughcofe.co.uk">www.Marketharboroughcofe.co.uk</a> Email: <a href="mailto:office@mha.learnat.uk">office@mha.learnat.uk</a>	01858 464112
2002	Market Harborough Meadowdale Pri Sch 	420	60	<a href="http://www.Meadowdale.Info">www.Meadowdale.Info</a> <a href="http://www.meadowdale.info/contact-us/contact-form">www.meadowdale.info/contact-us/contact-form</a>	01858 260028.
3069	Queniborough C Of E Pri Sch 	210	30	<a href="http://www.quenischool.org.uk">www.quenischool.org.uk</a> Email: <a href="mailto:office@qps.learnat.uk">office@qps.learnat.uk</a>	0116 2606700
2358	Narborough Red Hill Field Pri Sch 	210	30	<a href="http://www.Redhillfield.com">www.Redhillfield.com</a> Email: <a href="mailto:office@rhf.learnat.uk">office@rhf.learnat.uk</a>	0116 284 1500
3330	Thurcaston Richard Hill C Of E Pri Sch 	105	15	<a href="http://www.Richardhillschool.co.uk">www.Richardhillschool.co.uk</a> Email: <a href="mailto:office@ric.learnat.uk">office@ric.learnat.uk</a>	0116 234 0212
2179	Market Harborough Ridgeway Pri Academy 	210	30	<a href="http://Ridgewayprimary.com">Ridgewayprimary.com</a> Email: <a href="mailto:office@rpa.learnat.uk">office@rpa.learnat.uk</a>	01858 465800
3310	North Kilworth St Andrews C Of E Pri Sch 	105	15	<a href="http://www.Standrewsnorthkilworth.co.uk">www.Standrewsnorthkilworth.co.uk</a> Email: <a href="mailto:senco@lub.learnat.uk">senco@lub.learnat.uk</a>	01858 880430
3077	Scalford C Of E Pri Sch 	84	12	<a href="http://www.scalford.leics.sch.uk">www.scalford.leics.sch.uk</a> Email: <a href="mailto:office@sps.learnat.uk">office@sps.learnat.uk</a>	01664 444282
3085	South Kilworth C Of E Pri Sch 	105	15	<a href="http://www.Southkilworthprimaryschool.com">www.Southkilworthprimaryschool.com</a> Email - <a href="mailto:office@ski.learnat.uk">office@ski.learnat.uk</a>	01858 575 307
3093	Thrussington C Of E Pri Sch 	105	15	<a href="http://www.Thrussington.leics.sch.uk">www.Thrussington.leics.sch.uk</a> Email: <a href="mailto:office@tps.learnat.uk">office@tps.learnat.uk</a>	01664 424421

### Miscellaneous Own Admitting Primary Academies

DfE Number	Academy (school) Name	School Capacity Number	Admission Number / year group 2025/26	Website	Tel Number
3094	Thurmaston Church Hill C Of E Junior School 	260	65	<a href="http://www.churchhill-jun.leics.sch.uk/">www.churchhill-jun.leics.sch.uk/</a> Email: <a href="mailto:parentresponse@chjs.org.uk">parentresponse@chjs.org.uk</a>	0116 2692509
2055	Kirby Muxloe Pri Sch 	420	60	<a href="http://www.Kmprimary.leics.sch.uk">www.Kmprimary.leics.sch.uk</a> Email: <a href="mailto:admin@kmprimary.leics.sch.uk">admin@kmprimary.leics.sch.uk</a>	0116 2393410
3329	Swinford C Of E Pri Sch 	105	15	<a href="http://www.swinford.leics.sch.uk">www.swinford.leics.sch.uk</a> Email: <a href="mailto:admin@swinford.embracemat.org">admin@swinford.embracemat.org</a>	01788 860404

## SECONDARY ACADEMIES RUNNING THEIR OWN ARRANGEMENTS THAT YOU MUST APPLY TO DIRECTLY:

### Miscellaneous Own Admitting Secondary Academies

DfE No	School	School Capacity Number	Admission Number / year group 2025/26	Website / EMAIL	Telephone
4026	Burbage Hastings High School 	1000	200	<a href="http://www.thehastingsacademy.org.uk/contact-us">www.thehastingsacademy.org.uk/contact-us</a> Email: <a href="mailto:office@thehastingsacademy.org.uk">office@thehastingsacademy.org.uk</a>	01455 239414
4506	Enderby Brockington College 	1200	240	<a href="http://www.brockington.leics.sch.uk/">www.brockington.leics.sch.uk/</a> <a href="http://www.brockington.leics.sch.uk/contactus/">www.brockington.leics.sch.uk/contactus/</a>	0116 286 3722
4053	Hinckley Redmoor Academy 	1120	224	<a href="http://www.redmooracademy.org/our-details/">www.redmooracademy.org/our-details/</a> Email: <a href="mailto:office@redmooracademy.org">office@redmooracademy.org</a>	01455 230731
4268	Loughborough Woodbrook Vale Sch 	830	160	<a href="http://www.woodbrookvale.leics.sch.uk/">www.woodbrookvale.leics.sch.uk/</a> Email: <a href="mailto:office@wbvs.co.uk">office@wbvs.co.uk</a>	01509 557560
4016	Market Bosworth School 	860	172	<a href="http://www.tmbs.leics.sch.uk/">www.tmbs.leics.sch.uk/</a> Email: <a href="mailto:admissions@tmbs.org.uk">admissions@tmbs.org.uk</a>	01455 290251